



ARIX ANKLE SYSTEM

ARIX Fibula Locking Plate System

Contents

3	Indications
4	Product Overview
7	Features & Benefits
	Ordering Information - Plates
11	-Straight Distal Fibula Locking Plates
12	-Lateral Distal Fibula Locking Plates
	Ordering Information - Screws
14	-3.5mm Self-Tapping Cortical Screws
15	-3.5mm Self-Tapping Locking Screws
16	Ordering Information - Instruments
18	Set Configuration Suggestion

Indications

The ARIX Ankle System (Fibula) is intended for use in internal fixation of the distal fibula.



Plate Specifications

Plates	Thickness	Length	Holes on the shaft	Color	Material
Lateral Distal Fibula Plates	2.0mm	62 ~ 122mm	3 ~ 8	Gold	Pure Titanium Gr.4
Straight Distal Fibula Plates	2.0mm	38 ~ 122mm	3 ~ 10	Blue	

Screw Specifications

Screws	Outer Diameter	Length	Insertion Types	Screw Head Recess	Color	Material
Locking screws	Ø3.5mm	10 ~ 50mm	Self-Tapping	Hexagonal	Silver	Titanium Alloy
Cortical Screws (Non-Locking)		10 ~ 70mm				

Color Coding

- Locking Screws : Silver ●
- Cortical Screws : Silver ●
- Lateral Fibula Plates : Gold ●
- Straight Fibula Plates : Blue ●

Materials of Implants

All plates are made from pure titanium material in conformity with ASTM F67.

All screws are made from titanium alloy material in conformity with ASTM F136.


The titanium is an ideal material for implant. It is biocompatible, corrosion resistant, and non-toxic in biological environment.

Screw Head Recess

Self-retaining Hexagonal Recess for connection between Screw Head and Screwdriver Shaft



Cortical Screw
(Non-Locking)



Locking Screw

Screw Options

Self-tapping Cortical Screws : Length 10 ~ 70mm

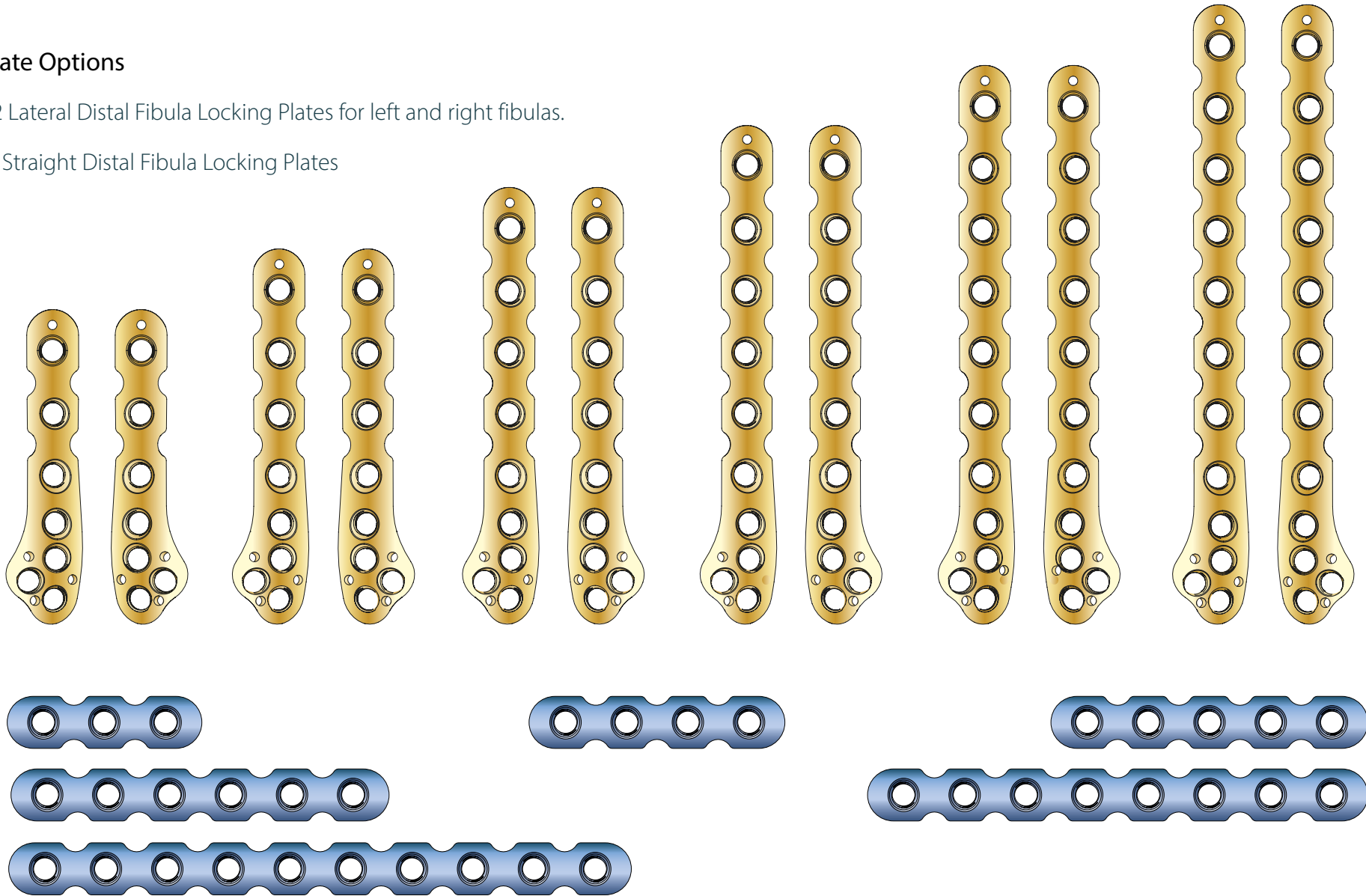
Self-tapping Locking Screws : Length 10 ~ 50mm

Outer Diameter : Ø 3.5mm

Plate Options

12 Lateral Distal Fibula Locking Plates for left and right fibulas.

6 Straight Distal Fibula Locking Plates



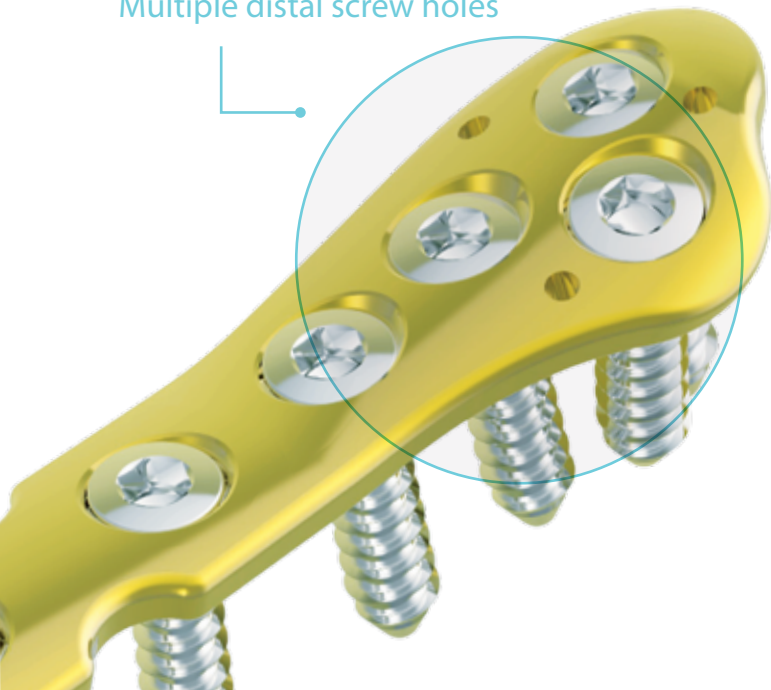


Anatomically pre-contoured plate design

The pre-contoured ARIX Fibula plates fit the average shape of the distal fibula and thus requires minimal plate bending.

Additional bending of distal fibula plates could be needed depending on patients' bone anatomy. Plate bending can be done by using the Plate Bender (111-088)

Multiple distal screw holes



Clustering of Distal Screws

Multiple distal screws on the head of the lateral plate enable stable periarticular fixation by providing multiple points of fixation in fractures with multiple fragments or limited distal bone stock.



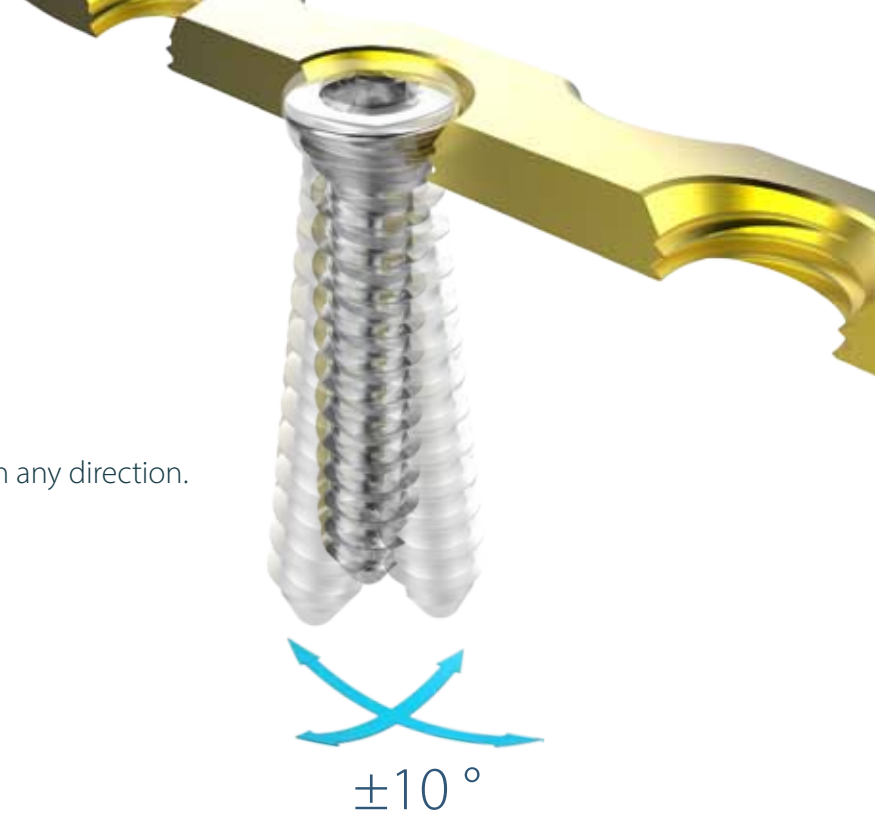
Anatomical twist body of the lateral plate

Anatomical twist body of the lateral plate to accommodate the lateral anatomy of the distal fibula.

Poly-Axial Locking System

The poly-axial hole of a plate accepts locking or cortical screws as surgical needs.

Locking screws as well as cortical screws can be inserted in $\pm 10^\circ$ with respect to the plate in any direction.



Benefits of Locking Plating System

Locking plate and screw system provides more stable fixation than conventional plate and screw system.

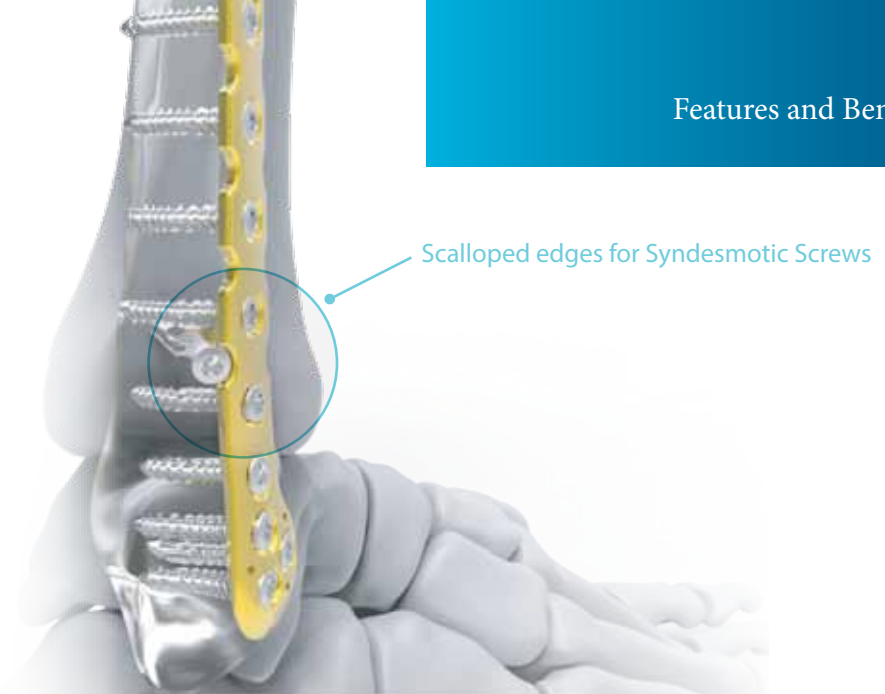
Locking screws will not be loosened from the plate during the healing process.

Locking screws do not rely on bone to plate compression.

A fixed angle construct can be created by using locking screws in osteopenic bone or multi-fragmentary fractures where secure bone purchase with conventional screws may be compromised.

Syndesmotic screw placement


Scalloped edges of the plate for syndesmotic screw placement outside the plate without compromising plate position.



Guide pin holes for temporary plate fixation

The Guide pin holes in the head of the lateral plate accept up to 1.6mm Guide Pin.

Guide pins can be placed for temporary maintenance of bone reduction and provisional plate fixation.



Variable Angle Drill Guide

Helps to drill a pilot hole within the poly-axial range of $\pm 10^\circ$.



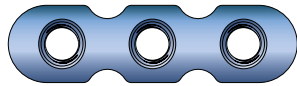
Fixed Angle Drill Sleeve

Helps to drill a pilot hole in the nominal trajectory of each locking hole.
Scales are marked on the drill guide & bit for prompt depth measurement without the help of a depth gauge.




Common Dimensions
Thickness of Shaft: 2.0 mm
Plate Color: Blue

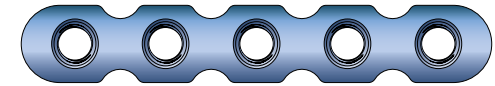
Straight Distal Fibula Locking Plates




35-DLST-003
Straight Distal Fibula Locking Plate,
Length 38mm, 3 Holes




35-DLST-004
Straight Distal Fibula Locking Plate,
Length 50mm, 4 Holes



35-DLST-005
Straight Distal Fibula Locking Plate,
Length 62mm, 5 Holes



35-DLST-006
Straight Distal Fibula Locking Plate,
Length 74mm, 6 Holes



35-DLST-008
Straight Distal Fibula Locking Plate,
Length 98mm, 8 Holes

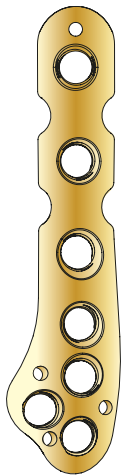


35-DLST-010
Straight Distal Fibula Locking Plate,
Length 122mm, 10 Holes

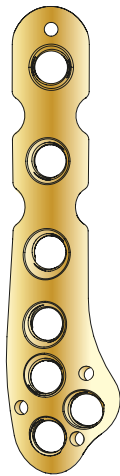
Lateral Distal Fibula Locking Plates

Common Dimensions

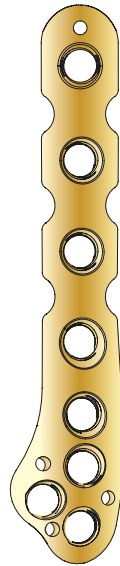
Thickness of Shaft: 2.0 mm
Thickness of Distal End: 1.6mm
Width of Shaft: 7mm
Distal Holes: 4 Holes
Plate Color: Gold



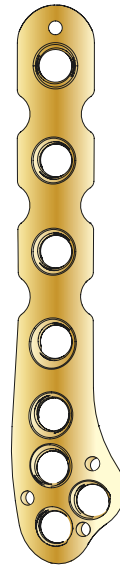
35-DLFI-003-L
Lateral Distal Fibula
Locking Plate, Left,
Length 62mm,
3 Shaft Holes



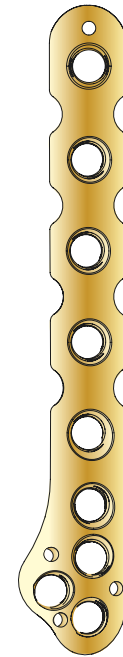
35-DLFI-003-R
Lateral Distal Fibula
Locking Plate, Right,
Length 62mm,
3 Shaft Holes



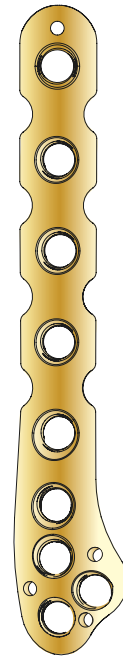
35-DLFI-004-L
Lateral Distal Fibula
Locking Plate, Left,
Length 74mm,
4 Shaft Holes



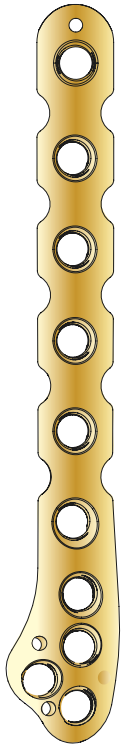
35-DLFI-004-R
Lateral Distal Fibula
Locking Plate, Right,
Length 74mm,
4 Shaft Holes



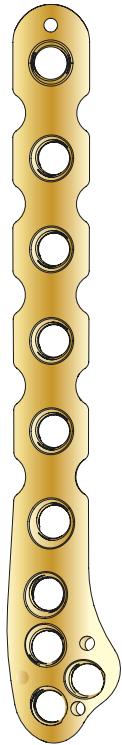
35-DLFI-005-L
Lateral Distal Fibula
Locking Plate, Left,
Length 86mm,
5 Shaft Holes



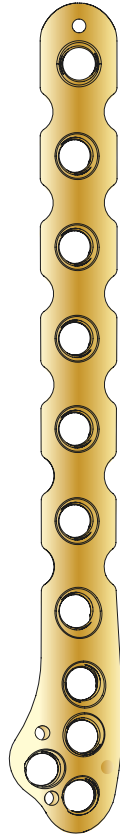
35-DLFI-005-R
Lateral Distal Fibula
Locking Plate, Right,
Length 86mm,
5 Shaft Holes



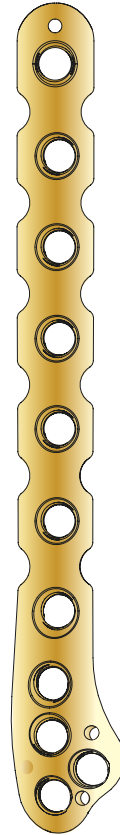
35-DLFI-006-L
Lateral Distal Fibula
Locking Plate, Left,
Length 98mm,
6 Shaft Holes



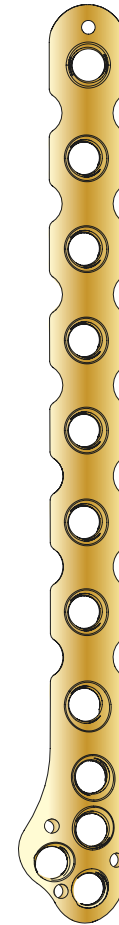
35-DLFI-006-R
Lateral Distal Fibula
Locking Plate, Right,
Length 98mm,
6 Shaft Holes



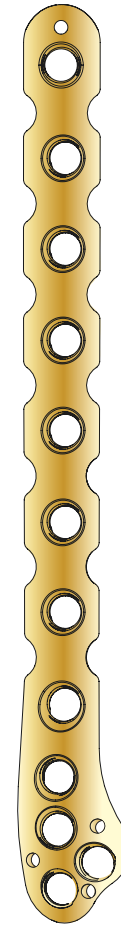
35-DLFI-007-L
Lateral Distal Fibula
Locking Plate, Left,
Length 110mm,
7 Shaft Holes



35-DLFI-007-R
Lateral Distal Fibula
Locking Plate, Right,
Length 110mm,
7 Shaft Holes



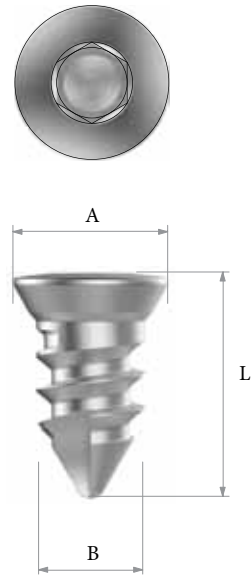
35-DLFI-008-L
Lateral Distal
Fibula Locking Plate, Left,
Length 122mm,
8 Shaft Holes



35-DLFI-008-R
Lateral Distal
Fibula Locking Plate, Right,
Length 122mm,
8 Shaft Holes

3.5mm Self-Tapping Cortical Screws (Non-Locking)

[Unit: mm]

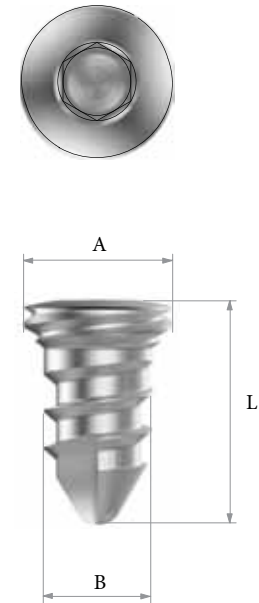


No.	Code	Head Diameter (A)	Outer Diameter (B)	Length (L)
1	35-FC-010	Ø5.0	Ø3.5	10
2	35-FC-012			12
3	35-FC-014			14
4	35-FC-016			16
5	35-FC-018			18
6	35-FC-020			20
7	35-FC-022			22
8	35-FC-024			24
9	35-FC-028			28
10	35-FC-032			32
11	35-FC-036			36
12	35-FC-040			40
13	35-FC-045			45
14	35-FC-050			50
15	35-FC-055			55
16	35-FC-060			60
17	35-FC-065			65
18	35-FC-070			70

3.5mm Self-Tapping Locking Screws

[Unit: mm]

No.	Code	Head Diameter (A)	Outer Diameter (B)	Length (L)
1	35L-HF-010	Ø5.0	Ø3.5	10
2	35L-HF-012			12
3	35L-HF-014			14
4	35L-HF-016			16
5	35L-HF-018			18
6	35L-HF-020			20
7	35L-HF-022			22
8	35L-HF-024			24
9	35L-HF-028			28
10	35L-HF-032			32
11	35L-HF-036			36
12	35L-HF-040			40
13	35L-HF-045			45
14	35L-HF-050			50





111-087
Fixed Angle Drill Sleeve for Ø2.7mm Drill bit



111-100
Lag & Compression Drill Guide
for Ø3.6 & Ø2.7mm Drill Bit



111-089
Drill Guide
for Ø2.7mm Drill Bit



111-063
Screwdriver Handle



111-086
Depth Gauge




111-096
Guide Pin Dispenser



114-009
Grasping Forceps, Optional



112-087
ARIX Fibula Locking Plate System Container



111-088
Bender
(Used as a pair)



111-068-3
Guide Pin Ø1.6mm



113-HF-611
Screwdriver Shaft for 3.5mm Screws



112-35-601-L
Drill Bit Ø3.6mm for Lag Screw Technique



112-35-603
Drill Bit Ø2.7mm for 3.5mm Screws


ARIX ANKLE Ø3.5 Fibular Locking Plate

NO	Code	Description	Set Quantity
Implants _ Screws			
1	35L-HF-010	3.5 Locking Screw (10mm)	10
2	35L-HF-012	3.5 Locking Screw (12mm)	15
3	35L-HF-014	3.5 Locking Screw (14mm)	15
4	35L-HF-016	3.5 Locking Screw (16mm)	15
5	35L-HF-018	3.5 Locking Screw (18mm)	10
6	35L-HF-020	3.5 Locking Screw (20mm)	10
7	35L-HF-022	3.5 Locking Screw (22mm)	10
8	35L-HF-024	3.5 Locking Screw (24mm)	10
9	35L-HF-028	3.5 Locking Screw (28mm)	10
10	35L-HF-032	3.5 Locking Screw (32mm)	10
11	35L-HF-036	3.5 Locking Screw (36mm)	5
12	35L-HF-040	3.5 Locking Screw (40mm)	5
13	35L-HF-045	3.5 Locking Screw (45mm)	5
14	35L-HF-050	3.5 Locking Screw (50mm)	5
15	35-FC-010	3.5 Cortical Screw (10mm)	8
16	35-FC-012	3.5 Cortical Screw (12mm)	8
17	35-FC-014	3.5 Cortical Screw (14mm)	8
18	35-FC-016	3.5 Cortical Screw (16mm)	8
19	35-FC-018	3.5 Cortical Screw (18mm)	8
20	35-FC-020	3.5 Cortical Screw (20mm)	8
21	35-FC-022	3.5 Cortical Screw (22mm)	8
22	35-FC-024	3.5 Cortical Screw (24mm)	8
23	35-FC-028	3.5 Cortical Screw (28mm)	8
24	35-FC-032	3.5 Cortical Screw (32mm)	4
25	35-FC-036	3.5 Cortical Screw (36mm)	4
26	35-FC-040	3.5 Cortical Screw (40mm)	4
27	35-FC-045	3.5 Cortical Screw (45mm)	4
28	35-FC-050	3.5 Cortical Screw (50mm)	4
29	35-FC-055	3.5 Cortical Screw (55mm)	4
30	35-FC-060	3.5 Cortical Screw (60mm)	4
31	35-FC-065	3.5 Cortical Screw (65mm)	4
32	35-FC-070	3.5 Cortical Screw (70mm)	4

NO	Code	Description	Set Quantity
Implants _ Plate			
1	35-DLFI-003-L	Lateral, Left, Length 62mm, 3 Shaft Holes	3
2	35-DLFI-004-L	Lateral, Left, Length 74mm, 4 Shaft Holes	3
3	35-DLFI-005-L	Lateral, Left, Length 86mm, 5 Shaft Holes	3
4	35-DLFI-006-L	Lateral, Left, Length 98mm, 6 Shaft Holes	3
5	35-DLFI-007-L	Lateral, Left, Length 110mm, 7 Shaft Holes	3
6	35-DLFI-008-L	Lateral, Left, Length 122mm, 8 Shaft Holes	3
7	35-DLFI-003-R	Lateral, Right, Length 62mm, 3 Shaft Holes	3
8	35-DLFI-004-R	Lateral, Right, Length 74mm, 4 Shaft Holes	3
9	35-DLFI-005-R	Lateral, Right, Length 86mm, 5 Shaft Holes	3
10	35-DLFI-006-R	Lateral, Right, Length 98mm, 6 Shaft Holes	3
11	35-DLFI-007-R	Lateral, Right, Length 110mm, 7 Shaft Holes	3
12	35-DLFI-008-R	Lateral, Right, Length 122mm, 8 Shaft Holes	3
13	35-DLST-003	Straight, Length 38mm, 3 Holes	3
14	35-DLST-004	Straight, Length 50mm, 4 Holes	3
15	35-DLST-005	Straight, Length 62mm, 5 Holes	3
16	35-DLST-006	Straight, Length 74mm, 6 Holes	3
17	35-DLST-008	Straight, Length 98mm, 8 Holes	3
18	35-DLST-010	Straight, Length 122mm, 10 Holes	3
Instruments			
1	111-063	Screwdriver Handle	2
2	111-086	Depth Gauge	1
3	112-35-603	Drill Bit Ø2.7mm for 3.5mm Screws	2
4	111-089	Drill Guide for Ø2.7mm Drill Bit	1
5	111-100	Lag & Compression Drill Guide for Ø3.6 & 2.7mm Drill Bit	1
6	111-087	Fixed Angle Drill Sleeve for Ø2.7mm Drill Bit	1
7	BD-05	Grasping Forceps	1
8	114-009	Grasping Forceps	Optional
9	113-HF-611	Screwdriver Shaft for 3.5mm Screws	2
10	111-068-3	Guide Pin Ø1.6mm	10
11	111-088	Bender	2
12	112-35-601-L	Drill Bit Ø3.6mm for Lag Screw Technique	1
13	111-096	Guide Pin Dispenser	1
14	35-FC-070	3.5 Cortical Screw (70mm)	4



Instruments for Distal Fibula Plates and Screws



Lateral Distal Fibula Plates and Straight Distal Fibula Plates

Ø3.5 Locking and Cortical Screws





JEIL MEDICAL CORPORATION

702-703-704-705-706-804-805-807-812-ho, 55, Digital-ro 34-gil, Guro-gu, Seoul, 08378, Rep. of Korea

T 82.2.850.3504 **F** 82.2.850.3537 **E** global@jeilmed.co.kr

www.jeilmed.co.kr